

## **KS3 Homework Policy**

At St David's High School, we believe that homework plays a valuable part in a pupil's education and the time spent studying at home makes a significant contribution to the progress a pupil can make with regards to their attainment.

### **Rationale**

Homework is work which is set to be done outside the timetabled curriculum. It contains an element of independent study which is important in raising student achievement. Homework enhances pupil learning, improves achievement and develops pupils' study skills and as such is an integral part of the curriculum.

### **How is homework set?**

At KS3 (Year 7, 8 and 9) homework is set on a weekly basis for the core subjects:

- Maths
- English

Homework for non-core subjects is set on a fortnightly basis on a rotation system across the following 5 Areas of Learning and Experience (AoLEs):

- Humanities (History, Geography and Religious Studies)
- Expressive Arts (Art, Music, Drama, Dance, Film, Digital Media)
- Health and Wellbeing (Skills, PSE, Food and Nutrition, Hospitality and Catering, Health and Social Care, Childcare, PE)
- Languages (English, Welsh and International languages)
- Science and Technology (Biology, Chemistry, Physics, Computer Science and Design and Technology)

All KS3 students will have 3 pieces of homework to complete per week; Maths, English and one non-core subject.

### **What type of homework is set (homework expectations)?**

#### Non-core subjects

Following the guidance set by the New Curriculum for Wales, any homework set by non-core subjects should be cross-curricular within their specific AoLE and where appropriate incorporate the principles of Literacy and Numeracy and DCF. For example, a piece of Humanities homework should include elements of History, Geography and Religious Studies.

Non-core homework should be set as a project which is engaging and captures pupils' imaginations whilst promoting independence.

## Core subjects

As core subjects are setting homework on a more regular basis their respective homework task may be more lesson focused and centre around what they are completing in lessons at the time.

## **Accessing the homework**

All homework will be published on the following google classrooms accessible to parents and students:

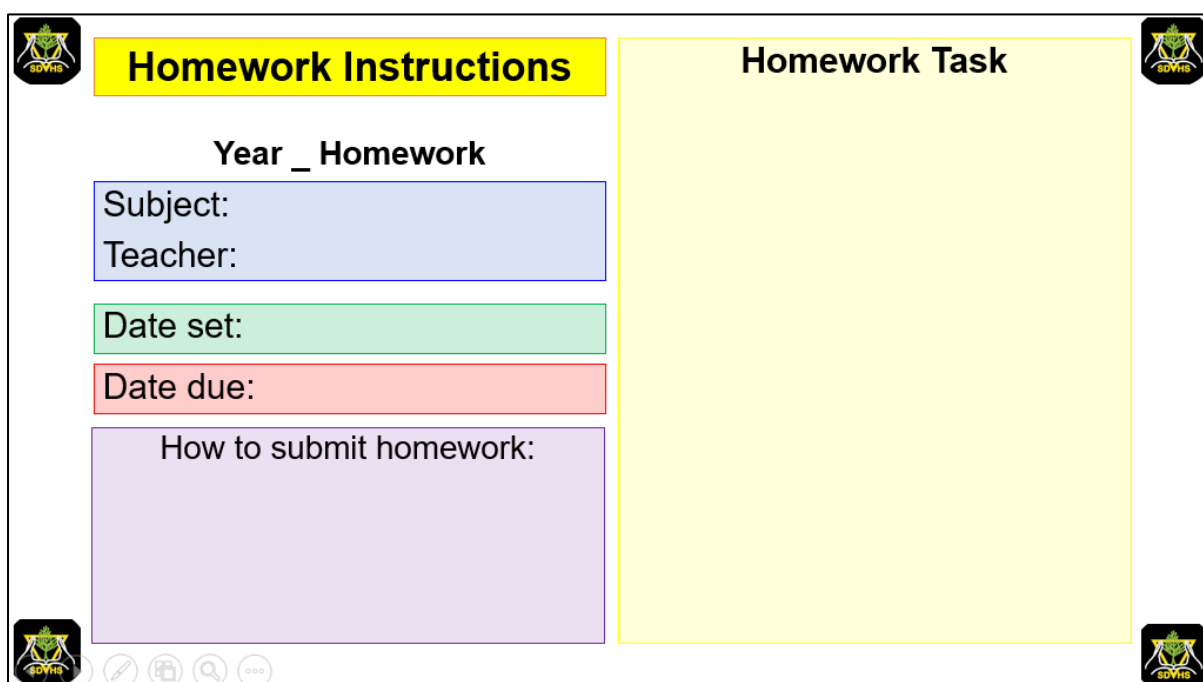
Year 7 Homework Google classroom code:

Year 8 Homework Google classroom code:






Year 9 Homework Google classroom code:

For pupils that do not have access to a computer at home, time will be provided during the lesson to note down the homework. These pupils will also be able to use school computers to access the homework during their break or after school.

Each piece of homework will be set on a google slide and include the **same** initial first slide entitled 'Homework Instructions' (please see an example below). This initial slide can be followed by extra guidance if needed.



The image shows a Google Slides template for homework instructions. The slide is divided into two main sections: 'Homework Instructions' and 'Homework Task'. The 'Homework Instructions' section is on the left and contains a yellow header, a title 'Year \_ Homework', and four colored boxes for 'Subject:', 'Teacher:', 'Date set:', and 'Date due:'. Below these is a larger purple box for 'How to submit homework:'. The 'Homework Task' section is on the right and is a large yellow box. The slide is framed by a black border with school logos in the corners and a toolbar at the bottom left.

 <h2 style="background-color: yellow; display: inline-block; padding: 5px;">Homework Instructions</h2>	 <h2 style="background-color: yellow; display: inline-block; padding: 5px;">Homework Task</h2>
<h3>Year 7 Homework</h3> <div style="border: 1px solid blue; padding: 5px; margin-bottom: 5px;"> <p>Subject: Geography Teacher: Mr G Roberts</p> </div> <div style="border: 1px solid green; padding: 5px; margin-bottom: 5px;"> <p>Date set: 28/02/22</p> </div> <div style="border: 1px solid red; padding: 5px; margin-bottom: 5px;"> <p>Date due: 11/03/22</p> </div> <div style="border: 1px solid purple; padding: 5px;"> <p><b>How to submit homework:</b></p> <p>Homework can be handed in during a Geography lesson or the work can be photographed and emailed to:</p> <p><a href="mailto:glennroberts@saintdavidshighschool.co.uk">glennroberts@saintdavidshighschool.co.uk</a></p> </div>	<p>Draw a sketch map of your local area on A3 or A4 paper. Include as much detail as you can remember. You can use Google maps / earth to help you.</p> <p>Your map should include the following:</p> <ul style="list-style-type: none"> <li>• Title</li> <li>• Compass Points</li> <li>• KEY</li> <li>• Labels</li> </ul> <p>The following slides will help explain how to create a sketch map and what one might look like.</p>
 	

### How to submit the homework

Preferably, homework should be submitted via the google classroom using the 'Turn in' option.

Alternatively, homework can also be submitted in the following ways:

- Handed in physically to the teacher
- Emailed directly to the subject teacher
- Submitted via a specific online interactive platform (e.g. 'My Maths')


### Marking

Homework is to be marked according to the St David's High School Assessment and Marking guidance. Some tasks may be marked by self / peer assessment. Sometimes the best way is for the pupils and teachers to mark homework together during a class feedback session. The teacher can also utilise WWW and SITs. Pupils will always receive feedback through constructive conversations to guide them towards their next target.

### Promotion of homework online

In order to raise the status of homework amongst the pupils as well as raise the profile of the school, each non-core homework should be promoted online via social media platforms. Both English and Maths should promote their respective homework

a minimum of four times per year to bring them in line with the other AoLEs (non-core homework). Please see the images below as an example:



### **Recording homework and rewards**

Homework will be recorded centrally via Mr James Walker's reward spreadsheet. Pupils will then be rewarded according to the results of the spreadsheet.

### **Sanctions**

Non-completion of homework will be evident from Mr James Walker's reward spreadsheet. Teaching staff will be required to email a list of names to the office for a text message / email to be sent to parents to make them aware that homework has not been completed.